

**Guru Nanak College Budhlada****TEST OUTLINES, SYLLABI and READING COURSES**

For

**B.A. Fashion Designing (Major /Minor) Part I (Semester I & II)****Academic Sessions 2025-26 and 2026-27**

Under

**Choice-Based Credit System (CBCS)**

Scheme of

NEP 2020

**PROGRAMME CODE: B.A. Part I**

Department of {Fashion Technology and Home Science}

**GURU NANAK COLLEGE BUDHLADA****AN AUTONOMOUS COLLEGE**Email id: [gncbudhlada@yahoo.co.in](mailto:gncbudhlada@yahoo.co.in)Website: [www.gncbudhlada.org](http://www.gncbudhlada.org)



Type of Course	Paper Code	Name of the Paper	Internal	External	Total	Credit
Major	BAMJFAS1112T	Design Concept and Illustration (Th)	20	50	70	3
	BAMJFAS1112P	Design Concept and Illustration (Pr)	00	30	30	3
	Total		20	80	100	6
Minor	BAMNFAS1132T	Design Concept and Illustration (Th)	20	50	70	3
	BAMNFAS1132P	Design Concept and Illustration (Pr)	00	30	30	3
	Total		20	80	100	6

Type of Course	Paper Code	Name of the Paper	Internal	External	Total	Credit
Major	BAMJFAS1212T	Fashion Concepts and Sewing Technology (Th)	20	50	70	3
	BAMJFAS1212P	Fashion Concepts and Sewing Technology (Pr)	00	30	30	3
	Total		20	80	100	6
Minor	BAMNFAS1232T	Fashion Concepts and Sewing Technology (Th)	20	50	70	3
	BAMNFAS1232P	Fashion Concepts and Sewing Technology (Pr)	00	30	30	3
	Total		20	80	100	6

~~Jadavpur~~ Kulkarni  
Nagar / Jodhpur / Kanchar Goyal  
Sahni / Jasvir Singh  
Kumar / Mangilal



**BAMJFAS1112T: Design Concept and Illustration (Theory)**

Time allowed: 3 hrs.

Credits per week: 3

Pass marks: 35%

Max. Marks: 70

External Assessment: 50

Internal Assessment: 20

**Course Objectives**

- Understand the theoretical foundations of fashion Design.
- Trace the history and evolution of fashion illustration.
- To know the concept of design and its importance

**Course Outcome**

- Students will be able to acquire the skill to sketch fashion figures and garments according to proportion, movement, and style,
- The students will be able to understand the fashion design concepts and colour theories.

**Instructions for paper setter**

The question paper will consist of three sections A, B & C. Section A & B will have four questions each from the respective sections of the syllabus and will carry 8 mark each. Section C will have 9 short-answer type questions which will cover the entire syllabus uniformly, carrying 2 marks each.

**Instructions for the candidate**

Candidates are required to attempt two questions each from sections A & B of the question paper and the entire Section C

**Section-A**

- Design –Definition, meaning, importance and concept.
- Elements of Design- Line, Shape/ Form, Pattern, Texture, Color
- Classification of Colors
  - Color Dimensions of color-hue, Intensity, value,
  - Aspects of color-warm, Cool, Advancing, receding, dark, pale and bright.
  - Color Schemes and their application
- Principles of Design- Proportion, Balance, Variety, Unity, Gradation, Emphasis
- Classification of Motifs: Study of different motifs of textile design
  - Natural, Decorative, Geometric, Abstract

**Section-B**

- Basic terminology of sketching-Croquis, Silhouette, Proportion, Contour, Flat Sketch, Fashion Illustration, Sketchbook, Gesture Drawing, and Rendering, Stylization, Perspective, Illustration Board
- Introduction to Fashion Illustration- Meaning, importance & scope of fashion illustration.
  - Role of illustration in fashion designing & communication.
  - Tools & materials: pencils, pens, markers, colors, digital tools.
- Introduction to Art media and its applications in illustration-pencils, pencil colours, crayons, poster colours, erasers, acrylic rendering and shading skills, Pencil Techniques and Shading
- Fashion model drawing-basic human proportion, body figures and shapes and sketching postures

**Recommended Books:**

1. Design Studies by Manmeet Sodhia, publisher Kalyani
2. "Textbook of Clothing and Textile" by Sushma Gupta and Neeru Garg, publisher Kalyani.
3. Bustanoby.J.H .J.H., Principles of colour and colour mixing. McGraw Hill Book Co. N.Y.,
4. "Fashion and Color" By Mary Garth
5. Frings, Gini Stephens, Fashion Concept to consumer, Prentice Hall career

*[Signature]*

*[Signature]*

*[Signature]*

*[Signature]*

*[Signature]*



**BAMJFAS1112P: Design Concept and Illustration (Practical)**

Time allowed: 3 hrs.

Max. Marks: 30

Credits per week: 1

Pass marks: 35%

**Course Objectives:**

- To understand various aspects of colour, colour schemes and their importance in designing.
- To acquire knowledge about practical application of principles and elements of design

**Course Outcome (CO)**

- Students will be able to acquire the skill to sketch fashion figures and garments according to proportion, movement, and style.
- The students will be able to understand the fashion design concepts and colour theories.

**Elements and Principles of Design:**

- Draw different designs using Elements of design.
- Draw different designs using Principles of design.
- Color wheel-primary color, secondary color, tertiary color.
- Draw design using Color Aspects in designs warm, cool, hot, cold, dark, pale and bright.
- Make design of achromatic, analogues, monochromatic, complimentary, and neutral color schemes.

**Basic Sketching:**

- Sketching eyes, nose, ear, lips, face, hands, arms, feet, legs and hairstyles
- Fashion figure- 8%, 10 and 12 heads, front, back and 3/4 profile

**Recommended Books:**

1. Fashion Drawing-The Basic Principles by Anne Allen & Julian Seaman-B.T. Batsford, London 1994.
2. Fashion Design Drawing & Presentation by Patrick John Ireland, 4th Edition, New Delhi, Om, 2005.
3. Fashion Design Illustration Children by Patrick John Ireland-London, B.T. Batsford, 1995.
4. Bride M Whelan, "Color Harmony", Rock fort Publishers, 1992.
5. Frings, Gini Stephens, Fashion Concept to consumer, Prentice Hall Career & Technology
6. "Text book of clothing and textile" by Sushma Gupta and Neeru Garg, publisher Kalyani

*[Handwritten signatures]*

Sanjay  
Sushma  
Neelam  
Jaspreet  
Suhani Kaur  
Ranchan Goyal  
Jasvire  
Manjula



**BAMNFAS1132T: Design Concept and Illustration (Theory)**

Time allowed: 3 hrs.

Credits per week: 3

Pass marks: 35%

Max. Marks: 70

External Assessment: 50

Internal Assessment: 20

**Course Objectives:**

- Understand the theoretical foundations of fashion Design.
- Trace the history and evolution of fashion illustration.
- To know the concept of design and its importance
- To acquire knowledge about principals and elements of design

**Course Outcome**

- Students will be able to acquire the skill to sketch fashion figures and garments according to proportion, movement, and style,
- The students will be able to understand the fashion design concepts and colour theories.

**Instructions for paper setter**

The question paper will consist of three sections A, B & C. Section A & B will have four questions each from the respective sections of the syllabus and will carry 8 mark each. Section C will have 9 short-answer type questions which will cover the entire syllabus uniformly, carrying 2 marks each.

**Instructions for the candidate**

Candidates are required to attempt two questions each from sections A & B of the question paper and the entire Section C

**Section-A**

- Design –Definition, meaning, importance and concept.
- Elements of Design- Line, Shape/ Form, Pattern, Texture, Color
- Classification of Colors- Color Dimensions of color-hue, Intensity, value,  
Aspects of color-warm, Cool, Advancing, receding, dark, pale and bright.  
Color Schemes and their application
- Principles of Design- Proportion, Balance, Variety, Unity, Gradation, Emphasis
- Classification of Motifs: Study of different motifs of textile design  
Natural, Decorative, Geometric, Abstract

**Section-B**

- Basic terminology of sketching-Croquis, Silhouette, Proportion, Contour, Flat Sketch, Fashion Illustration, Sketchbook, Gesture Drawing, and Rendering, Stylization, Perspective, Illustration Board
- Introduction to Fashion Illustration  
Meaning, importance & scope of fashion illustration.  
Role of illustration in fashion designing & communication.  
Tools & materials: pencils, pens, markers, colors, digital tools.
- Introduction to Art media and its applications in illustration-pencils, pencil colours, crayons, poster colours, erasers, acrylic rendering and shading skills, Pencil Techniques and Shading
- Fashion model drawing-basic human proportion, body figures and shapes and sketching postures

**Recommended Books:**

1. Design Studies by Manmeet Sodhia, publisher Kalyani
2. "Textbook of Clothing and Textile" by Sushma Gupta and Neeru Garg, publisher Kalyani.
3. Bustanoby.J.H .J.H., Principles of colour and colour mixing. McGraw Hill Book Co. N.Y.,
4. "Fashion and Color" By Mary Garth
5. Frings, Gini Stephens, Fashion Concept to consumer, Prentice Hall career

*[Signatures]*



**BAMNFAS1132P: Design Concept and Illustration (Practical)**

Time allowed: 3 hrs.

Max. Marks: 30

Credits per week: 1

Pass marks: 35%

**Course Objectives:**

- To understand various aspects of colour, colour schemes and their importance in designing.
- To acquire knowledge about practical application of principles and elements of design

**Course Outcome (CO)**

- Students will be able to acquire the skill to sketch fashion figures and garments according to proportion, movement, and style.
- The students will be able to understand the fashion design concepts and colour theories.

**Elements and Principles of Design:**

- Draw different designs using Elements of design.
- Draw different designs using Principles of design.
- Color wheel-primary color, secondary color, tertiary color.
- Draw design using Color Aspects in designs warm, cool, hot, cold, dark, pale and bright.
- Make design of achromatic, analogues, monochromatic, complimentary, and neutral color schemes.

**Basic Sketching:**

- Sketching eyes, nose, ear, lips, face, hands, arms, feet, legs and hairstyles
- Fashion figure- 8%, 10 and 12 heads, front, back and 3/4 profile

**Recommended Books:**

7. Fashion Drawing-The Basic Principles by Anne Allen & Julian Seaman-B.T. Batsford, London 1994.
8. Fashion Design Drawing & Presentation by Patrick John Ireland, 4th Edition, New Delhi, Om, 2005.
9. Fashion Design Illustration Children by Patrick John Ireland-London, B.T. Batsford, 1995.
10. Bride M Whelan, "Color Harmony", Rock fort Publishers, 1992.
11. Frings, Gini Stephens, Fashion Concept to consumer, Prentice Hall Career & Technology
12. "Text book of clothing and textile" by Sushma Gupta and Neeru Garg, publisher Kalyani

*[Signature]*  
Jaspreet

*[Signature]*  
Jaspreet  
Sukhman  
Jasvire  
Kanchan Goyal  
Manjula  
Jasvire



**BAMJFAS1212T -Fashion Concepts and Sewing Technology (Theory)**

Time allowed: 3 hrs.

Credits per week: 3

Pass marks: 35%

Course Objectives:

- Understand the principles of fashion
- Trace the history and evolution of fashion illustration. To know the various terms associated with fashion
- To acquire knowledge about various sources of inspiration for fashion
- To impart basic knowledge of sewing to students.

Course Outcomes (CO)

- Students will be able to acquire knowledge about fundamentals of fashion.
- The students will understand the basic tools for garment construction.
- The students will understand the importance of drafting.

**Instructions for paper setter**

The question paper will consist of three sections A, B & C. Section A & B will have four questions each from the respective sections of the syllabus and will carry 8 marks each. Section C will have 9 short-answer type questions which will cover the entire syllabus uniformly, carrying 2 marks each.

**Instructions for the candidate**

Candidates are required to attempt two questions each from sections A&B of the question paper and the entire Section C

**Section-A**

- Fashion terminology-fashion, style, fad, classic, boutique, trends, designer, silhouette, Collection, chic Custom made, mannequin, fashion show, forecasting. high fashion, fashion cycle, haute couture, couture, couturier, fashion director, fashion editor, line, knock-off avant-garde, bridge, buying house, apparel, fashion merchandising, pre-a-porter.
- Fashion- Definition, Classification, Principles, Factors affecting fashion
- Theories of clothing origin: Protection theory, Modesty theory, Self adornment theory
- Fashion adaptation theories-Trickle Down theory, Trickle across theory, Trickle up theory
- Factor affecting the selection of clothes.
- Cloths for different age groups infant are adolescent's adults, clothes for the elderly.

**Section-B**

- Basic Terminology-Haute couture, custom clothes, prêt-e-porter, fashion fads, classics, taste hi-style, silhouettes, accessories, notions, draping, design, motif, braid, bias, yokes, grain, selvedge, fray, notch, pucker, style reading, frills, flounces ruffles, style line, princess line, empire line, trimming.
- A study of tools and equipment-Measuring Tools, Marking Tools Cutting Tools, Sewing tools
- Sewing machine- Its Parts, Function, Care and Maintenance of sewing machines
- Types of sewing machines
- A study of anthropometric/body measurements-List of measurements, locating landmarks, Taking body measurements
- Drafting: its importance, Do's and Don'ts
- Basic seams and stitching process
- Different types of seams, seam finishes, fullness treatment

*[Signature]*

*[Signature]*

*[Signature]*

*[Signature]*

*[Signature]*

*[Signature]*

*[Signature]*

*[Signature]*



**Recommended Books:**

1. "Textbook of Clothing and Textile" by Sushma Gupta and Neeru Garg, publisher Kalyani.
2. Stephens, Gini, Fashion Concept to Consumer, Prentice Hall International, New Jersey 1999.
3. Jain, Payal. Fashion Studies: An Introduction, HarAnand Publication 2004..
4. Basic Process and Clothing Construction" By Shree Doongaji and Roshani Desh Pande, Publisher Unique Education Books, Raj Parkashan, New Delhi.
5. "Garment Construction Skills" By Mullick Premalata.
6. Thomas, Anna. Jacob., The Art of Sewing, UBSPD Publishers Distributors Ltd., N. Delhi
7. A Reader's Digest., Step by Step guide to Sewing & Knitting, Reader's Digest, 1993

**BAMJFAS1212P-Fashion Concepts and Sewing Technology (Practical)**

Time allowed: 3hrs.

Max. Marks: 30

Credits per week: 1

Pass marks: 35%

**Course Objective:**

- To learn and illustrate fashion garment details
- To acquire knowledge about various sources of inspiration for fashion
- To impart basic knowledge of sewing to students

**Course Outcome**


- Students will able to illustrate fashion garments
- The students will understand the basic sewing techniques



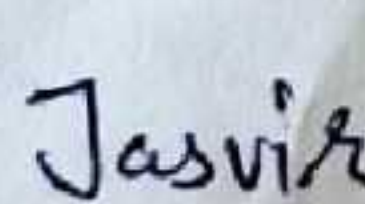
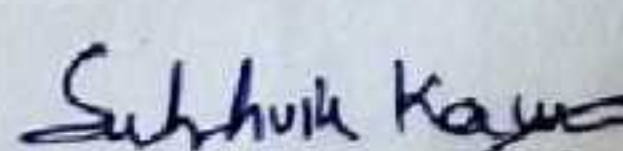

**Basic Samples:**

- Stitching samples-straight, circular, square, spiral curvilinear & chevours
- Seams and seam finishes-plain, lap run and fell & Mantua maker, counter hem piped, pinking, over locking & turned & stitched.
- Basting-straight (running and tacking) Diagonal, tailor's tack
- Hemming – Vertical (Invisible) Slanting (visible) blind stitching.
- Facings& Bindings- rounds, square , 'V Shape and shaped necklines.
- Plackets and Fastness- Two piece (Kurta placket and Blouse placket) one piece, extended bodice, zipper, placket.
- Fullness treatment gathers into-Shirring, Smocking, tucks, darts, pleats.

**Recommended Book and Suggested Readings:**

1. "Text book of clothing and textile" by Sushma Gupta and Neeru Garg, publisher Kalyani
2. Pattern making for fashion design' by Helen Joseph Armstrong





**BAMNFAS1232T -Fashion Concepts and Sewing Technology (Theory)**

Time allowed: 3 hrs.

Credits per week: 3

Pass marks: 35%

Course Objectives:

Max. Marks: 70

External Assessment: 50

Internal Assessment: 20

- Understand the principles of fashion
- Trace the history and evolution of fashion illustration. To know the various terms associated with fashion
- To acquire knowledge about various sources of inspiration for fashion
- To impart basic knowledge of sewing to students.

**Course Outcomes (CO)**

- Students will be able to acquire knowledge about fundamentals of fashion.
- The students will understand the basic tools for garment construction.
- The students will understand the importance of drafting.

**Instructions for paper setter**

The question paper will consist of three sections A, B & C. Section A & B will have four questions each from the respective sections of the syllabus and will carry 8 marks each. Section C will have 9 short-answer type questions which will cover the entire syllabus uniformly, carrying 2 marks each.

**Instructions for the candidate**

Candidates are required to attempt two questions each from sections A&B of the question paper and the entire Section C

**Section-A**

- Fashion terminology-fashion, style, fad, classic, boutique, trends, designer, silhouette, Collection, chic Custom made, mannequin, fashion show, forecasting. high fashion, fashion cycle, haute couture, couture, couturier, fashion director, fashion editor, line, knock-off avant-garde, bridge, buying house, apparel, fashion merchandising, pre-a-porter.
- Fashion- Definition, Classification, Principles, Factors affecting fashion
- Theories of clothing origin: Protection theory, Modesty theory, Self adornment theory
- Fashion adaptation theories-Trickle Down theory, Trickle across theory, Trickle up theory
- Factor affecting the selection of clothes.
- Cloths for different age groups infant are adolescent's adults, clothes for the elderly.

**Section-B**

- Basic Terminology-Haute couture, custom clothes, prêt-e-porter, fashion fads, classics, taste hi-style, silhouettes, accessories, notions, draping, design, motif, braid, bias, yokes, grain, selvedge, fray, notch, pucker, style reading, frills, flounces ruffles, style line, princess line, empire line, trimming.
- A study of tools and equipment-Measuring Tools, Marking Tools Cutting Tools, Sewing tools
- Sewing machine- Its Parts, Function, Care and Maintenance of sewing machines
- Types of sewing machines
- A study of anthropometric/body measurements-List of measurements, locating landmarks, Taking body measurements
- Drafting: its importance, Do's and Don'ts
- Basic seams and stitching process
- Different types of seams, seam finishes, fullness treatment

*[Signature]*

*[Signature]*

*[Signatures: Anurag, Jaspreet, Jasvir, Sukh Kaur, Manjula]*



**Recommended Books:**

1. "Textbook of Clothing and Textile" by Sushma Gupta and Neeru Garg, publisher Kalyani.
2. Stephens, Gini, Fashion Concept to Consumer, Prentice Hall International, New Jersey 1999.
3. Jain, Payal. Fashion Studies: An Introduction, HarAnand Publication 2004..
4. Basic Process and Clothing Construction" By Shree Doongaji and Roshani Desh Pande, Publisher Unique Education Books, Raj Parkashan, New Delhi.
5. "Garment Construction Skills" By Mullick Premalata.
6. Thomas, Anna. Jacob., The Art of Sewing, UBSPD Publishers Distributors Ltd., N. Delhi
7. A Reader's Digest., Step by Step guide to Sewing & Knitting, Reader's Digest, 1993

**BAMNFAS1232P-Fashion Concepts and Sewing Technology (Practical)**

Time allowed: 3hrs.

Credits per week: 1

Max. Marks: 30

Pass marks: 35%

**Course Objective:**

- To learn and illustrate fashion garment details
- To acquire knowledge about various sources of inspiration for fashion
- To impart basic knowledge of sewing to students

**Course Outcome**

- Students will able to illustrate fashion garments
- The students will understand the basic sewing techniques

**Basic Samples:**

- Stitching samples-straight, circular, square, spiral curvilinear & chevours
- Seams and seam finishes-plain, lap run and fell & Mantua maker, counter hem piped, pinking, over locking & turned & stitched.
- Basting-straight (running and tacking) Diagonal, tailor's tack
- Hemming – Vertical (Invisible) Slanting (visible) blind stitching.
- Facings& Bindings- rounds, square , 'V Shape and shaped necklines.
- Plackets and Fastness- Two piece (Kurta placket and Blouse placket) one piece, extended bodice, zipper, placket.
- Fullness treatment gathers into-Shirring, Smocking, tucks, darts, pleats.

**Recommended Books:**

1. "Text book of clothing and textile" by Sushma Gupta and Neeru Garg, publisher Kalyani
2. Pattern making for fashion design' by Helen Joseph Armstrong

