

**OUTLINES OF TESTS
SYLLABUS & COURSES OF READING
For
Master of Science (Fashion Technology)**

For

Session- 2025-26, 2026-27



Department of Fashion Technology and Home Science

GURU NANAK COLLEGE BUDHLADA

(AN AUTONOMOUS COLLEGE)

Email id: gncbudhlada@yahoo.co.in

Website: www.gncbudhlada.org

SYLLABUS
MASTER OF SCIENCE IN FASHION TECHNOLOGY
Programme Code (MFT2GNC)
PART-I

Semester I

Paper Code	Name of the Paper	Internal assessment	External assessment	Total Marks	Credits/ week
MFT1101T	Fashion, Design and Clothing Psychology	30	70	100	5
MFT1102T	Textile study-I	30	70	100	5
MFT1103T	Drafting and Pattern Making	30	70	100	5
MFT1104T	Communication Skills	14	36	50	3
MFT1105P	Design Process	-	50	50	3
MFT1106P	Surface Ornamentation	-	100	100	3
MFT1107P	Drafting and Garment Construction-I	-	100	100	3
Total		104	496	600	27

Neelam *Kanchan Goyal*
Jasvir Kaur *Jaspreet Kaur* *Subhanshu*
Jaspreet Singh *Mangla*
Bibhiana

MFT1101T: FASHION, DESIGN AND CLOTHING PSYCHOLOGY

Time Allowed: 3 hours.

Pass Percentage: 40%

External Examination: 70

Internal Assessment: 30

Max. Marks: 100

Course Objectives:

- To provide a comprehensive understanding of the principles and processes involved in creating functional, aesthetically pleasing and culturally relevant garments.
- Application of elements and principles in design
- To know the clothing theories, Motivation in clothing choices, Clothing and social behavior, Principles of fashion.

Course Learning Outcomes:

- The students will be able to understand History and Modern philosophy of clothes.
- The students will be able to understand the Fashion Cycle, Fashion Theory and Factors affecting fashion.

INSTRUCTIONS FOR THE PAPER SETTER

The question paper will consist of three sections A, B and C. Each of sections A and B will have four questions from the respective sections of the syllabus and each question carry 12 marks. Section C will consist of one compulsory question having 11 short-answer typed questions carrying 2 marks each covering the entire syllabus uniformly.

INSTRUCTIONS FOR THE CANDIDATES

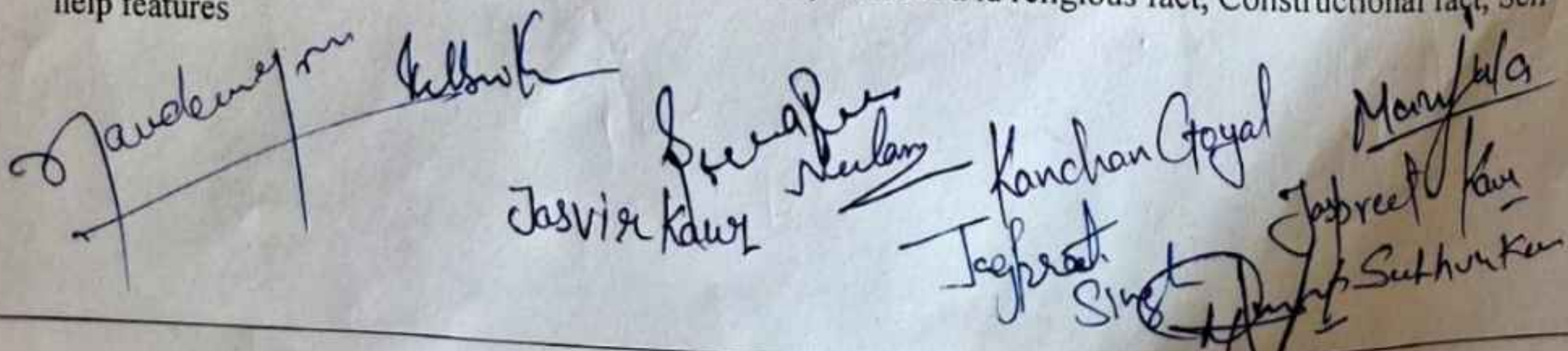
Candidates are required to attempt two questions each from section A and B of the question paper and the entire section C.

Section-A

- Introduction to Fashion- Fad, Style, Classics, High Fashion, Mass Fashion, Trend, Haute couture, Knockoffs, Prêt-a-porter and Cardigan,
- Principles of fashion
- Fashion Cycle, Factor affecting to fashion
- Theories of Fashion adaptation
- Fashion Leaders and Followers
- National and International Designers
- Fashion centers
- Effect of size ranges available in fashion apparel industry- Women, Men, Children & Teen.
- Difference between Traditional and Modern fashion
- Career opportunity in fashion designing

Section-B

- Design- Introduction
- Elements of Design and their application
- Principles of Design and their application
- Color wheel, color scheme and Techniques of color mixing
- Color Contrast and Attributes: Interaction, Harmony, Psychology, Mood, Culture and Expression.
- Origin of clothing and theories of clothing
- Modern philosophy of clothes
- Motivation in clothing
- Clothing and social behavior
- Clothing physiology
- Factor affecting the selection of clothes
- Clothes for different age groups
- Clothing needs for people with physical disabilities
- Basic Selection Features for Dresses - Fundamental and functional features, Hygiene, Safety features, growth and comfort, Economic and care maintenance features, Cultural and religious fact, Constructional fact, Self help features



 Jasvire Kaur, Suman, Kanchan Goyal, Manjula, Jaypreet, Singh, Sushrutha

Recommended Books:

1. Design Studies by Manmeet Sodhia, Publisher Kalyani
2. Principles of color and color mixing by J.H. Bustanoby.
3. "Fashion and Color" By Mary Garthe. Frings, Gini Stephens,
4. The Psychology of Fashion, by Carolyn Mair, Routledge
5. "Text book of clothing and textile" by Sushma Gupta and Neeru Garg, publisher Kalyani.
6. *The Psychology of Fashion* by Carolyn Mair, Publisher: Routledge

Albin K
 Nulam
 Jasvika Kaur
 Kanchan Gogel
 Sythun Kaur
 Jaspreet Kaur
 Jagpreet Singh
 Anshu
 Manjula
 Pooja Kaur

MFT1102T: TEXTILE STUDY-I

Time Allowed: 3 hours.
Pass Percentage: 40%

External Examination: 70
Internal Assessment: 30
Max. Marks: 100

Course Objectives:

- To enable the students for identifying various fibers, yarns.
- To impart the knowledge for various types of fabric formation technique.
- Enabling the students to understand various fiber and yarn structures.

Course Learning Outcomes

- Students will be able to analyze differences between fiber and yarn properties.
- To impart knowledge of fibers, sources of fibers.
- Understand the performance and suitability of fabric for apparels.

INSTRUCTIONS FOR THE PAPER SETTER

The question paper will consist of three sections A, B and C. Each of sections A and B will have four questions from the respective sections of the syllabus and each question carry 12 marks. Section C will consist of one compulsory question having 11 short-answer typed questions carrying 2 marks each covering the entire syllabus uniformly.

INSTRUCTIONS FOR THE CANDIDATES

Candidates are required to attempt two questions each from section A and B of the question paper and the entire section C.

Section-A

- Terminology: Textile, Fibre, yarn, fabric, spinning, weaving, Ginning, carding, combing, roving, drawing, lapping, slivering, staple fibre, filament fibre, wool, worsted, mechanical spinning, wet, dry and melt spinning.
- Introduction Textile Fibers and its Properties.
- Classification of textile fibers based on their origin and length.
- Polymers- Definition, Process, Types, fibre morphology
- Manufacture and Properties (Physical and Chemical) of -
Natural fibers- Cotton, Linen, Silk, Wool.
Synthetic fibers- Rayon, Nylon, Polyester
- Introduction and Classification of spinning
Staple yarns- Conventional ring spinning, open end spinning, Friction spinning,
Self twist spinning, Air jet and Water jet spinning.
Filament yarns- Wet, Dry and Melt spinning
- Introduction to yarns
- Types of yarns – Simple yarn, Novelty yarn, textured yarn.
- Twist, Count, Yarn numbering system.

[Handwritten signatures and names of faculty members]

Dr. Preeti Singh
Jasvir Kaur
Neha
Jagpreet Singh
Sushma
Rancho Goyal
Jaspreet Singh
Manjinder Singh
Sushma

Section-B

- Basic Loom- Parts of a simple loom and working.
Primary and Secondary Motions of Loom.
Different types of looms-shuttle loom, Shuttle less loom.
- Weaving- Definition and Process
- Types of weaves-
Basic weaves- Plain, Rib, Basket, Twill, Satin and Sateen
Decorative weaves- Pile, Double cloth, Leno, Dobby, Swivel, Crepe, Lappet and Jacquard weave
- Knitting- Definition and Process
- Classification of knitting- Warp and Weft Knitting
Weft Knitting- Study of Plain knit stitch, Pearl stitch, Rib stitch
Warp Knitting- Tricot, Raschel, Simplex, Milanese
- Common defects in knitted fabrics
- Other methods of fabric formation- Felting, Bonding, Knotting, Lace, Braiding, Leather, Fur

Recommended Books:

1. Clothing, Textiles and their Care, Dr. Rajinder K. Randhawa, Pradeep's Publications, Jalandhar
2. Textiles: Fiber to Fabric, Bernard P. Corbman, McGraw Hill International, Singapore (1985).
3. Textile Science, E.P.G. Gohl & L.D. Vilensky(1983), CBS Publishers 2006
4. Fabric science, Joseph. J. Pizzuto, Fairchild publications, New York, 1990

Handwritten signature

Handwritten signature

Handwritten signature

Handwritten signature

Handwritten signature

Handwritten signatures

MFT1103T: DRAFTING AND PATTERN MAKING

Time Allowed: 3 hours.

Pass Percentage: 40%

External Examination: 70

Internal Assessment: 30

Max. Marks: 100

Course Objective:

- To impart skills in basic techniques of pattern making
- To provide the knowledge of different sewing machines
- The ability to apply the knowledge, skills and methodologies of the discipline(s) or field(s) of study to the analysis and solution of complex problems

Course Learning Outcomes:

- Developed the skills will help students to use basic pattern making principles to create design variations and construct garments
- Students will be able to apply patternmaking principles to create design variations
- To enhance the skill of students to create adult's garments using techniques learned.

INSTRUCTIONS FOR THE PAPER SETTER

The question paper will consist of three sections A, B and C. Each of sections A and B will have four questions from the respective sections of the syllabus and each question carry 12 marks. Section C will consist of one compulsory question having 11 short-answer typed questions carrying 2 marks each covering the entire syllabus uniformly.

INSTRUCTIONS FOR THE CANDIDATES

Candidates are required to attempt two questions each from section A and B of the question paper and the entire section C.

SECTION – A

- Introduction to Drafting /Pattern making. Tools and equipments used for clothing constructions and Pattern making
- Anthropometric measurements- Definition, instruments, precautions, locating landmarks on the body, recording body measurements.
- Pattern Development : Drafting, Flat Pattern making, Basics of Commercial paper pattern, Pattern envelope, Pattern marking, Pattern Layout
- Importance of Drafting & Pattern Making, Precautions/ Points to be kept in mind while making Patterns/Drafting
- Pattern Manipulations: Slash & Spread and Pivot methods.
- Draping:- Introduction, Equipments required, principle, draping Process, advantages and disadvantage of draping
- Difference between Drafting, Pattern making and draping
- Grading- Definition, types of grading and Principle of grading

[Handwritten signatures of faculty members]

Dr. Anshu Kaur
Rashmi
Sushma
Neelam
Jasvire Kaur
Jaspreet Kaur
Kanchan Goyal
Sukha Kaur
Jagmeet Singh
Maya

SECTION – B

- Basic Terminology:- Paper pattern, Templates, Seamless pattern, Block, Grain Line, Corollary, Working pattern, Production pattern, Design specification sheet, Cost sheet, Land marks, Working pattern, Grading, Bust point, Balance, Notches, Draping, Ease, Dart, Truing and binding, Pattern plot pivotal point, Bias cut, Flat pattern making, Dart legs, Dart intake, Style number, Pattern size
- Preparation of fabric for construction- Pre-Shrinking of Fabrics, Grain perfection, Steps in preparing the fabric for cutting, Different types of selvedge, Types of seam allowances, Methods of fabric cutting, Symbols and abbreviations
- Layout/Fabric estimation- Introduction, its importance, types and methods.
- Fitting: Definition, Principles of good fitting, Fitting problems and their solution.
- Patterns Alteration – Introduction, Importance and methods.
- Fullness Treatment- Adding fullness and Reducing fullness

Recommended Books:

1. Garment Construction by Manmeet Sodhia, Kalyani Publishers
2. Garment Construction Skills by Premlata Mullick, Kalyani Publishers
3. Garment Construction And Pattern Making (Fashion Designing), by Chandana Rajput, AP Publishers, Jalandhar
4. Clothing, Textiles and their Care, Dr. Rajinder K. Randhawa, Pradeep's Publications, Jalandhar
5. Patternmaking for Fashion Design, Helen Joseph- Armstrong, Published by Dorling Kindersley (India)
6. Martin M.Shoben. Pattern cutting making up. New Delhi, CBS Publishers, 1996

Handwritten signature

Handwritten signature

Jasvir Kaur

Nulam

Kanchan Goyal

Jaspreet Kaur Subhinkam

Jaspreet Singh

Pooja Kaur

Manjula

MFT1105P: DESIGN PROCESS

Max. Marks: 50

Pass Percentage: 40%

Course Objectives:

- Application of elements and principles in design drawing
- To know the concept of colors and its importance.
- To develop hands-on skills in applying design elements and principles in visual compositions.

Course Learning Outcomes - Students will be able to:

- The students will be able to understand figure sketching and drawing.
- Create visual compositions that effectively use elements and principles of design.
- Develop surface textures and visual effects using different tools and mediums.

Experiments-

- Art Mediums: Painting, Sculpture, Drawing, Photography, Collage making, Graffiti, Printmaking, Mixed Media
- Usage of different art mediums: Oil, Acrylic, Water colors, Inks, Crayons, Graphite pencils, Pastels, Charcoal
- Color wheel, Color Dimensions, Color Theory, Color Schemes
- Color Aspects in designs - Warm, Cool, Dark, Pale and Bright.
- Elements of design and its application.
- Principles of design and its application.
- Textures – Thread pulling, Thread crumple, Thread rolling, Blade effects, Jute, Thumb, Comb, Ink blow, Sponge effect, Rendering techniques.
- Motif Development:
 - a) Flowers & Twigs
 - b) Trees Foliage
 - c) Vegetables & Fruits
 - d) Human Figures
 - e) Animal Figures

Recommended Books:

1. Design Studies by Kalyani Publishers 2015
2. Fashion Drawing—the Basic Principles by Anne Allen & Julian Seaman-B.T. Batsford, London 1994.
3. Fashion Design Drawing & Presentation by Patrick John Ireland, 4th Edition, New Delhi, Om, 2005.
4. Fashion Design Illustration Children by Patrick John Ireland- London, B.T. Batsford, 1995.

Handwritten signature

Handwritten signature
Jasvika Kaur

Handwritten signature
Sneha Kaur

Handwritten signature

Handwritten signature
Kamchan Goyal

Handwritten signature
Jaspreet Kaur

Handwritten signature
Surbhika

Handwritten signature

Handwritten signature
Jagmeet Singh
Mangla

MFT1106P: SURFACE ORNAMENTATION

Max. Marks: 100

Pass Percentage: 40%

Course Objectives:

- To introduce students to traditional and contemporary surface ornamentation techniques.
- To encourage creativity and experimentation in embellishing fabrics for fashion and apparel
- To explore cultural and historical influences in surface ornamentation practices.

Course Learning Outcomes:

- Demonstrate proficiency in various surface ornamentation techniques such as hand embroidery, appliqué, and fabric painting.
- Create original design motifs and translate them into surface decoration on fabric.
- Experiment with mixed media materials like beads, sequins, threads, mirrors, etc., to enhance fabric aesthetics.

Experiments-**Embroidery**

- Practice of basic stitches: Running, Stem, Chain, Satin, Herringbone, Cross stitch, French knot.
- Preparation of samples using Indian traditional embroidery styles

Appliqué & Patchwork

- Flat appliqué and Reverse appliqué s.
- Patchwork and Quilting techniques.

Printing & Dyeing

- Block printing (single & multiple colors).
- Screen / Stencil printing
- Tie & Dye
- Batik design sample.

Fabric Painting

- Freehand painting (floral / abstract).
- Spray / Foil printing

Surface Embellishments

- Beadwork, Sequin work, Stone work, Mirror work
- Smocking, Pleating, and tucking techniques.

Final Project

- Development of one finished article (cushion cover / kurti / Dupatta / wall hanging / bag) using combination of at least 3 ornamentation techniques.

Recommended Books:

1. Dress Designing by Manmeet Sodhia, 2005, Kalyani Publishers.
2. Garment Construction Skills by Prem Lata Mullick, Kalyani Publishers.
3. Fashion Sketchbook by Bina Abbing, New Delhi, 2005.
4. History of Fashion by Manmeet Sodhia, Kalyani Publishers

[Signature]
Jasvira Kaur

[Signature]
Jasvira Kaur

[Signature]
Nulana

[Signature]
Kanchan Goyal

[Signature]
Jaspreet Kaur

[Signature]
Sushma Kaur

[Signature]
Jyoti Singh

[Signature]
Manjula

MFT1107P: DRAFTING AND GARMENT CONSTRUCTION-I

Max. Marks: 100

Pass Percentage: 40%

Course Objective:

- To impart skills in basic techniques of pattern making
- To provide the knowledge of different sewing machines
- The ability to apply the knowledge, skills and methodologies of the discipline(s) or field(s) of study to the analysis and solution of complex problems

Course Learning Outcomes:

- Developed the skills will help students to use basic patternmaking principles to create design variations.
- Students will be able to apply patternmaking principles to create design variations and construct garments

Experiments-

Drafting and Pattern Making

- Creation of a bodice block and a sleeve block for a child and adult.
- Sleeves – Plain, Puff, Cap, Bell, Umbrella, Flared, Leg-o-mutton, Magyar and raglan.
- Collars- Peter pan, Raised peter pan, Cape, Sailor, Mandarin, Wing, Flat and roll.
- Skirts- Basic skirt block & its adaptation.

A-line, Straight skirt, Gathered, Novelty gathered, half circular, full circular, Gored skirt, Hip Rider, Godets

Garment Construction- Children's/Teenager's garments:

- Frock/Sun-dress
- Jump suit
- Romper
- Skirt-Top with accessories
- Apron

Note- Understanding the characteristics, uses, collection and market survey on various types of accessories.

Support Materials: Interfacing, Lining, Interlining.

Support Devices: Shoulder pad, Sleeve headers and Collar stays.

Closures: Zippers, Buttons, Button holes, Hooks 'n' Eye, Press 'n' Studs, Buckles, Belts.

Trims: Ribbons, Laces and Braids.

Preparation of scrapbook of accessories collected under market survey.

Recommended Books:

1. Garment Construction by Manmeet Sodhia, Kalyani Publishers
2. Garment Construction Skills by Premlata Mullick, Kalyani Publishers
3. Patternmaking for Fashion Design, Helen Joseph- Armstrong, Published by Dorling Kindersley (India)
4. Pattern Making for Fashion Design by Helen Joseph Armstrong, 2005, Prentice Hall

Handwritten signature

Handwritten signatures: Jasvire Kaur, Nulom, Kanchan Goyal

Handwritten signatures: Jaspreet Kaur, Sukhman, Jagdeep Singh, Mary

Semester II					
Paper Code	Name of the Paper	Internal	External	Total	Credit
MFT1201T	Punjabi compulsory (ਸਮਾਜ ਵਿੱਚ ਫੈਸ਼ਨ ਅਤੇ ਪੋਸ਼ਾਕ ਦਾ ਮਹੱਤਵ)	Qualifying Paper			3
	Mudla Gyan/ Elementary Punjabi				
MFT1202T	Textile study-II	30	70	100	4
MFT1203T	Indian Traditional Textiles	30	70	100	4
MFT1204T	Fashion Marketing	30	70	100	4
MFT1205P	Textile study	-	100	100	3
MFT1206P	Drafting and Garment Construction-II	-	100	100	3
MFT1207P	Computer Aided Design	-	50	50	3
MFT1208P	Fashion Illustration-I	-	50	50	3
Total		90	510	600	27

Note: **Punjabi (ਸਮਾਜ ਵਿੱਚ ਫੈਸ਼ਨ ਅਤੇ ਪੋਸ਼ਾਕ ਦਾ ਮਹੱਤਵ)/ Mudla Gyan/ Elementary Punjabi is compulsory qualifying paper as per for university guidelines, the marks of this paper are not conducted for the total marks for the degree.

** Punjabi Compulsory/Mudla Gyan/ Elementary Punjabi for foreign students-

For Punjabi Compulsory -students will study paper Punjabi -ਸਮਾਜ ਵਿੱਚ ਫੈਸ਼ਨ ਅਤੇ ਪੋਸ਼ਾਕ ਦਾ ਮਹੱਤਵ

**Students from other states and foreign students will study Mudla Gyan/Elementary Punjabi for foreign students. Syllabus for the same will be provided by Punjabi Department.

balbir
Manjinder

Shulam
Ranchan Goyal
Subhankar
Jasvirk
Jaspreet
Manjinder

MFT1201T: PUNJABI COMPULSORY (ਸਮਾਜ ਵਿੱਚ ਫੈਸ਼ਨ ਅਤੇ ਪੇਸ਼ਾਕ ਦਾ ਮਹੱਤਵ)
(ਕੁਆਲੀਟੀ ਪੇਪਰ)

Time Allowed: 3 hours.
Pass Percentage: 40%

External Examination: 70
Internal Assessment: 30
Max. Marks: 100

INSTRUCTIONS FOR THE PAPER SETTER

The question paper will consist of three sections A, B and C. Each of sections A and B will have four questions from the respective sections of the syllabus and each question carry 12 marks. Section C will consist of one compulsory question having 11 short-answer typed questions carrying 2 marks each covering the entire syllabus uniformly.

INSTRUCTIONS FOR THE CANDIDATES

Candidates are required to attempt two questions each from section A and B of the question paper and the entire section C.

Section-A

- ਪਰਿਚਯ
 - ਫੈਸ਼ਨ ਅਤੇ ਪੇਸ਼ਾਕ ਦੀ ਪਰਿਭਾਸ਼ਾ
 - ਸਮਾਜਕ ਜੀਵਨ ਵਿੱਚ ਪੇਸ਼ਾਕ ਦਾ ਭੂਮਿਕਾ
 - ਫੈਸ਼ਨ, ਪੇਸ਼ਾਕ ਅਤੇ ਸੰਸਕ੍ਰਿਤੀ ਦਾ ਰਿਸ਼ਤਾ
- ਇਤਿਹਾਸਕ ਅਤੇ ਸੰਸਕ੍ਰਿਤਿਕ ਪੱਖ
 - ਵੱਖ-ਵੱਖ ਯੁਗਾਂ ਵਿੱਚ ਪੇਸ਼ਾਕ ਦਾ ਵਿਕਾਸ
 - ਲੋਕ ਪੇਸ਼ਾਕਾਂ ਅਤੇ ਸੰਸਕ੍ਰਿਤਿਕ ਪਹਿਚਾਣ
 - ਪਰੰਪਰਾਗਤ ਅਤੇ ਆਧੁਨਿਕ ਫੈਸ਼ਨ ਦੀ ਤੁਲਨਾ

Section-B

- ਸਮਾਜਿਕ ਪ੍ਰਭਾਵ
 - ਵਰਗ, ਧਰਮ, ਜਾਤੀ ਅਤੇ ਲਿੰਗ ਅਨੁਸਾਰ ਪੇਸ਼ਾਕ ਦੇ ਫਰਕ
 - ਸਮਾਜਿਕ ਦਰਜੇ ਅਤੇ ਪਹਿਚਾਣ ਦੇ ਪ੍ਰਤੀਕ ਵਜੋਂ ਪੇਸ਼ਾਕ
 - ਗਲੋਬਲਾਈਜ਼ੇਸ਼ਨ ਅਤੇ ਫੈਸ਼ਨ
- ਮਨੋਵਿਗਿਆਨਿਕ ਅਤੇ ਸਮਾਜਿਕ ਪ੍ਰਭਾਵ
 - ਪੇਸ਼ਾਕ ਦਾ ਵਿਅਕਤੀਗਤ ਵਿਅਕਤਿਤਵ 'ਤੇ ਅਸਰ
 - ਫੈਸ਼ਨ ਅਤੇ ਯੁਵਾ ਸੰਸਕ੍ਰਿਤੀ
 - ਸਮਾਜਕ ਦਬਾਅ ਅਤੇ ਫੈਸ਼ਨ ਟ੍ਰੈਂਡ
- ਆਰਥਿਕ ਅਤੇ ਵਪਾਰਕ ਪੱਖ
 - ਫੈਸ਼ਨ ਇੰਡਸਟਰੀ ਦਾ ਸਮਾਜ ਵਿੱਚ ਯੋਗਦਾਨ
 - ਮੀਡੀਆ, ਵਿਗਿਆਪਨ ਅਤੇ ਫੈਸ਼ਨ

Handwritten signature: Jaspreet Kaur

Handwritten signature: Jaspreet Kaur



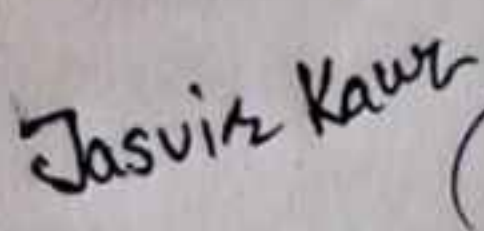



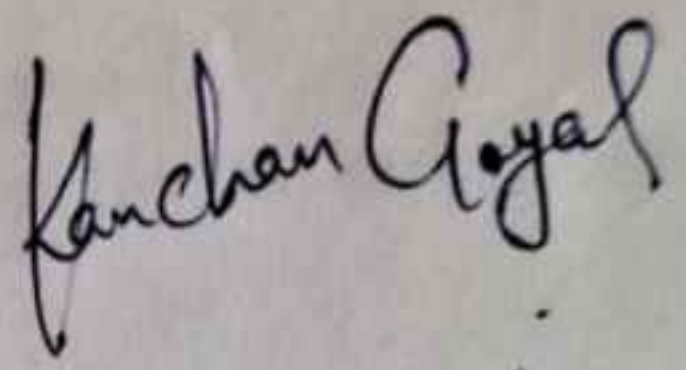
Handwritten signature: Kanchar Goyal

Recommended Books:

1. Influences of the British Raj on the Attire and Textiles of Punjab, Jasvinder Kaur Rupa Publications India Pvt. Ltd.
2. Indian Fashion: Tradition, Innovation, Style Arti Sandhu Bloomsbury Academic
3. Brackman, Helen. L., Theory of Fashion Design, John Wiley and Sons, New York.
4. Sharon, Lee. Tate. Inside Fashion Design, Harper and Row Publishers, New York.

**For Punjabi Compulsory-students will study paper Punjabi paper-ਸਮਾਜ ਵਿੱਚ ਫੈਸ਼ਨ ਅਤੇ ਪੋਸ਼ਾਕ ਦਾ ਮਹੱਤਵ

**Students from other states students will study Mudla Gyan and elementary Punjabi for foreign students. Syllabus for the same will be provided by Punjabi Department

MFT1202T: TEXTILE STUDY-II

Time Allowed: 3 hours.
Pass Percentage: 40%

External Examination: 70
Internal Assessment: 30
Max. Marks: 100

Course Objectives:

- To Understand finishing process
- Gaining knowledge of dyeing & printing techniques

Course Outcomes:

- Identify and Differentiate Textile Materials
- Assess Fabric Performance and Quality

INSTRUCTIONS FOR THE PAPER SETTER

The question paper will consist of three sections A, B and C. Each of sections A and B will have four questions from the respective sections of the syllabus and each question carry 12 marks. Section C will consist of one compulsory question having 11 short-answer typed questions carrying 2 marks each covering the entire syllabus uniformly.

INSTRUCTIONS FOR THE CANDIDATES

Candidates are required to attempt two questions each from section A and B of the question paper and the entire section C.

Section-A

- Finishes- Introduction, objectives and classification of finishing processes
- Types of finishing's-
 1. Preparatory Finishes- Brushing and shearing, Scouring, Degumming, Desizing, Bleaching, Singeing
 2. Stabilizing Finishes- Tenting, Sanforizing, Mercerization, Slack Mercerization, Ammoniating
 3. Textural Finishes- Calendaring, Beetling, Glazing, Sizing or stiffening, Schreinerizing, Weighting, Napping, Moireing, Embossing
 4. Functional Finishes- Crease- resistant, Water proof, Water repellent, Flame resistant, flame proof
- Bleaches- Types and Suitability
Oxidizing bleaches, reducing bleaches, Optical bleaches

Section-B

- Dyeing and its classification-
Natural and Synthetic dyes, Industrial Dyeing and Household Dyeing, Fiber dyeing, Yarn dyeing, Fabric dyeing, Garment dyeing
- Printing – Introduction, Techniques used in printing
Methods of printing (hand printing and machine printing)
- Starches and Blues
- Stain Removal- Introduction, types of Stains, Removal of different types of stains
- Spot cleaning
- Care labels- Importance, symbols and uses

Handwritten signature

Handwritten signature

Jasvini Kaur

Handwritten signature

Kanchan Goyal

Jaspreet









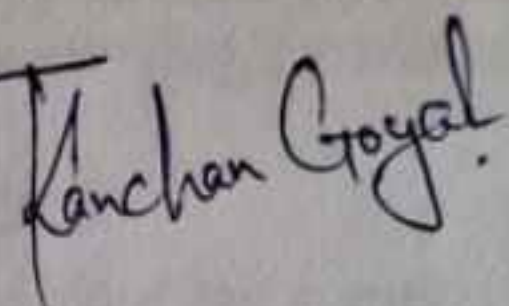
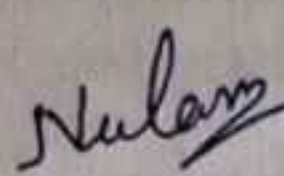

Kar Subhman

Jaspreet Singh

Mangla

Recommended Books:

1. Pradeep's Clothing Textiles and their Care, Dr. Rajwinder K. Randhawa, Pardeep publications.
2. Textiles: Fiber to Fabric 6th Edition, Bernard P. Corbman, International students' edition, McGRAW Hill International Edition book co Singapore (1985).
3. Textile chemistry by R.H. Peter's textile institute Manchester 1970.
4. An Introduction To The Bleaching, Dyeing, Printing And Finishing Of Textiles by EIRI Board, Engineers India Research Institute (EIRI).
5. Textbook of Fabric Science: Fundamentals to Finishing by Seema Sekhri. Publisher: PHI Learning Pvt. Ltd.
6. Dyeing and Screen printing on Textiles by Joanna Kinnersly-Taylor. Publisher: A & C Black Publishers.
7. Technology of Textile Processing, V.A. Shenai, Sevak publications, Bombay, 1981



MFT1203T: INDIAN TRADITIONAL TEXTILES

Time Allowed: 3 hours.
Pass Percentage: 40%

External Examination: 70
Internal Assessment: 30
Max. Marks: 100

Course Objectives:

- Learn Traditional Techniques and Processes
- Promote Preservation and Innovation
- Appreciate the Cultural and Symbolic Significance

Course Learning Outcomes:

- Apply Traditional Textiles in Contemporary Design
- Identify Key Indian Textile Traditions

INSTRUCTIONS FOR THE PAPER SETTER

The question paper will consist of three sections A, B and C. Each of sections A and B will have four questions from the respective sections of the syllabus and each question carry 12 marks. Section C will consist of one compulsory question having 11 short-answer typed questions carrying 2 marks each covering the entire syllabus uniformly.

INSTRUCTIONS FOR THE CANDIDATES

Candidates are required to attempt two questions each from section A and B of the question paper and the entire section C.

Section-A

- Traditional Woven Textiles of India - Paithani, Jamdhani, Chanderi, Brocade, Baluchari, Kanjivaram, Maheshwari sarees, Chanderi Saress, Bhujodi (Gujarat), Ilkal (Karnataka), Muga and Eri silk (Assam)
- Resist Dyed Textiles- Bandhani, Batik, Poachampalli, Ikats, Patola(Rajasthan),
- Block printed Textiles- Ajrakh, Sanganeri and Bagru Hand painted Textiles- Patchitra, Kalamkari and Madhubani, Printed Textiles- Sanganeri, Kalamkari, Madhubani
- Hand woven Textiles- Carpets and Rugs of Kashmir, Shawls of Kashmir


Section-B

- Traditional embroideries of different region of India with emphasis on history, culture, texture, motifs, design and colors of the following- Phulkari of Punjab, Kashida of Kashmir, Manipuri of Manipur, Sindhi of Gujarat, Kantha of Bengal, Chikankari of Lucknow, Kasuti of Karnataka, Kutch of Gujarat, Zardozi of Uttar Pradesh, Banjara embroidery of Andhra Pradesh & Telangana, Chamba Rumal of Himachal Pradesh
- Appliqué Work- History, Significance, motifs, design and colors
- Aari Work- History, Significance, motifs, design and colors

Nandkumar
 Jaskirat
 Jasvira Kaur
 Jaspreet Kaur
 Jaspreet Singh
 Manjula

Recommended Books:


1. Traditional Indian Handcraft Textiles, by Anjali Karolia, Niyogi Books
2. Traditional Indian Textiles, by Meenakshi Gupta, LAP Lambert Academic Publishing
3. Textiles and Embroidery of India, W.H. Hulme, Barnes & Nobles
4. "Masterpieces of Indian Textiles", (1970), D.B. Taraporewala Sons
5. Bhushan Brij Jamila, The Costume and Textiles of India, 1958, D.B. Taraporewala sons
6. Dongerkery, Kamala S. Romance of Indian Embroidery, 1951, Thacker & Co., Ltd. Bombay
7. Manmeet Sodhia, History of Fashion, Kalyani Publishers



Jasvin Kaur


Nulam

Kanchan Goyal



Jaspreet Kaur

Jagrat Singh

Sangeeta
Puri

Manjula

MFT1204T: FASHION MARKETING

Time Allowed: 3 hours.
Pass Percentage: 40%

External Examination: 70
Internal Assessment: 30
Max. Marks: 100

Course Objectives

- To offer to the students a comprehensive and practical introduction to Fashion marketing concept.
- To enable students to know the importance of marketing and principles of marketing in the present day of fashion world.

Course Learning Outcomes:

- Students will be able to appreciate the use of various elements of Fashion Product Marketing and Visual Merchandising and use these concepts in product development.
- Students learning Fashion marketing would be able to easily analyze the core needs of consumers this can help in starting their own business ventures.

INSTRUCTIONS FOR THE PAPER SETTER

The question paper will consist of three sections A, B and C. Each of sections A and B will have four questions from the respective sections of the syllabus and each question carry 12 marks. Section C will consist of one compulsory question having 11 short-answer typed questions carrying 2 marks each covering the entire syllabus uniformly.

INSTRUCTIONS FOR THE CANDIDATES

Candidates are required to attempt two questions each from section A and B of the question paper and the entire section C.

SECTION- A

- Definition of Fashion Marketing, Exchange Process in Marketing, Core Concepts
- Functions and Importance of Marketing, Ethical issues in Fashion Marketing, Overview of Fashion Marketing process.
- The Process of Market Segmentation, Bases for Segmenting Consumer Markets
- Consumer decision making process, Targeting, Market Positioning, Bases for Positioning the Product
- Fashion Marketing Research and analysis
- The Fashion Market size and Structure, Macro-marketing environment and Micro-marketing environment.

SECTION- B

- Fashion Marketing mix, New Product Development, Product Life Cycle Management, Consumer Demographics and their lifestyles.
- Types of Promotion Techniques, Advertising by Retailer, Store environment, range ordering as per sizes/colours.
- Publicity, Salesmanship, Sales promotion, Physical distribution, Services Marketing, Visual Merchandising, Elements and Types of displays.

[Signature]

[Signature]

Jasvira Kaur

[Signature]

Neha

Kanchan Goyal

Sehmi Kaur

Jyoti

Jyoti Singh

Mangla

Recommended Books:

1. Fashion Marketing (3rd ed.). Wiley- Blackwell Publications.
2. Fashion Merchandising, Principles and practice, James Clark, Bloomsbury Academic
3. Fashion and Apparel Merchandising, Meenakshi Narang, Kalyani Publishers
4. Visual Merchandising and Consumer Behaviour, Ramandeep Sinha, A.K., & Kant, R. (2022) Northern Book Centre Publications.
5. An Introduction to Marketing Management Amarchand, D. & B. Varadarajan. Vikas Publishing House Private Ltd.

Relhu B

Neelam

Hanchan Goyal

Jasvix Kaur

Sukhvi Kaur

Jagpreet Kaur

[Signature]

Jagmeet Singh

Mangla

Saurabh

[Signature]

MFT1205P: TEXTILE STUDY

Session 2025-26 & 2026-27

Pass Percentage: 40%

Max. Marks: 100

Course Objectives:

- To familiarize students with textile testing methods
- To impart knowledge of textile product assessment according to standards.
- To acquaint with testing methods involved in testing of textiles for various end uses.
- Be able to understand various finishing techniques of fabrics for enhancing the functional property

Course Learning Outcomes:

- Students will gain practical understanding of different textile materials (Fiber, yarn, fabric)
- Students will develop understanding regarding the identification and testing parameters of textiles.
- Students will be able to develop basic as well as creative textiles.
- Students will be able to care for their garments and developed textile material.

Experiments-

- Identification of fibers:
Microscopic test, Burning Test, Solubility test
- Identification of different types yarns
- Yarn Twist
- Thread count
- Fabric Testing- Drape, Stiffness, Crease recovery, Crimp and Thickness
- Preparation of Weaving Samples by various techniques:
Plain Weave, Twill Weave, Satin Weave, Basket Weave
- Preparation of Knitting: Plain knit stitch (Tuck stitch, Float stitch), Pearl stitch, Rib stitch
- Laundering and care of textiles
- Stain Removal, Dry cleaning, Blues and starches and bleaching of cotton

Note- A Visit to Textile Industry

The students will submit the articles related with weaving and knitting for display in exhibitions.

Recommended Books:

- 1 Textiles: Fiber to Fabric 6th Edition, Bernard P. Corbman, International students" edition, McGRAW Hill International Edition book co Singapore (1985).
2. Textile chemistry, peters.r.h. Vol i, ii, textile institute Manchester 1970.
3. Technology of textile processing, Shenai.V.A. Vol i, ii, sevak publications, Bombay, 1981
4. Textile Science 2nd Edition, E.P.G.Gohl & L.D.Vilensky, CBS Publishers and Distributors 2006

[Signature]

[Signature]

Jasvir Kaur

Sangeeta
Nehra

Kanchan Goyal

Sukhvir Kaur

Jaspreet Kaur
[Signature]

Jaspreet Singh
[Signature]

MFT1206P: DRAFTING AND GARMENT CONSTRUCTION-II

Session 2025-26 & 2026-27

Max. Marks: 100

Course Objectives:

Pass Percentage: 40%

- Advance Students' Pattern Making Skills
- Develop Technical Accuracy in Garment Construction
- To impart knowledge about
- Different aspects of Pattern Making

Course Learning Outcomes

- Apply Principles of Pattern Manipulation
- Understand and Apply Pattern Grading Techniques

Experiments-

Dart manipulation- Preparation of the basic pattern for the following

- Female adult's bodice block and sleeve block.
- Dart- Manipulation by-
Slash and spared method: Single dart series, two dart series
Pivot Method: Single dart series, two dart series
- Stylelines by-
Classic Princess Styleline
Armhole Princess Styleline
- Added fullness
One-Sided Fullness
Equal Fullness
Unequal Fullness
- Drafting and construction of following garments
Suit with salwar or trouser
Blouse/ Choli cut blouse
Top with dart- Manipulation
Nightwear
Jacket
Party wear dress

Recommended Books:

1. Patternmaking for Fashion Design, Helen Joseph- Armstrong, Published by Dorling Kindersley (India)
2. Draping for Fashion Design, Fair child Publications, New York.2004 Bray N.,
3. Dress Pattern Designing, 2003 (5th edition) Willey Blackwell.
4. Penelope, Cream., The Complete Book of Sewing- A Practical Step by Step Guide to Sewing Techniques ADK Publications Book, New York 1996

[Signature]

[Signature]

Jasvire Kaur

Pooja Kaur

Jaspreet Kaur

Kanchan Goyal

Subhvir Kaur

Jagpreet Singh

Manjula

MFT1208P: FASHION ILLUSTRATION-I

Max. Marks: 50

Pass Percentage: 40%

Course Objectives:

- To Understand Fashion Poses and Garment Rendering
- To Lay Foundation for Advanced Illustration Techniques

Course Learning Outcomes:

- Illustrate Garments Accurately
- Use Color and Texture Effectively
- Develop a Personal Illustration Style

Experiments-

- Sketching of Stick figures in different poses
- Figure analysis- Face analysis, Draw features- Eyes, Nose, Ear, Lips, Face, Hands, Arms, Feet, Legs and Hairstyles
- Make Block figures- 8½, 10 and 12 heads, front, back and ¾ profiles and conversion of block into fleshing figure.
- Body line reading through different poses.
- Draw a fashion figure in poses-front, 3/4, side view.
- Dress draping
- Rendering of various fabrics types – Chiffons, Crepes, denims, tweeds and corduroys ikats, Tie & dye.
- Satins, spandex, laces and nets etc.
- Dress Detailing
- Mood boards, Theme board
- Client profile.
- Illustration sheet.
- Specification sheet.
- Optical Illusion

Recommended Books:

1. Fashion Drawing-the Basic Principles by Anne Allen & Julian Seaman-B.T. Bats ford, London 1994.
2. Fashion Design Drawing & Presentation by Patrick John Ireland, 4th Edition, New Delhi, Om, 2005.
3. Fashion Design Illustration Children by Patrick John Ireland- London, B.T. Bats ford, 1995.
4. Abling Bina, "Fashion Sketch Book

Handwritten signature

Handwritten signature: Jasvire Kaur

Handwritten signatures: Anshu Kaur, Kanchan Goyal, Jaspreet Kaur, Sukhvir Kaur, Manjinder Singh